



**LUNA**  
ESTABLISHED 2005

# HOW TO READ ANGEL CARDS

[lunacourses.com](http://lunacourses.com)

# ANGEL CARD READINGS

Here you will discover how an angel card reading is an effective and playful way to receive powerful messages of divine guidance from the angels. The cards can be useful when you want clarity and messages about your past, present and future. They can also get you answers and guidance about your relationships, career, finances, health, and well being. It is not difficult, so open your heart and believe that you can do it, and ask the angels to help you to do so.


Angel cards are yet another tool to help you enhance your relationship with the angels as you learn more about them. Use the cards as educational tools to help you learn more about the different roles the angel's play and how they can help you in your life. They can help you find the clarity you may be missing if you have difficulty discerning the messages you are being sent.

- Most of the cards you can buy have helpful words and images and each deck comes with its own booklet that gives a description and detailed information about each card along with its message of divine guidance. Angel cards reflect the positive, loving and encouraging messages of the angels and they can help you gain clarity about anything and everything in your life.
- Take time to shop for your angel cards. It's very important to feel a connection with the ones that you choose. Just as you want to be connection to the angels, so should you be connected to your cards. Most stores will have open boxes so that you can look at the decks. Pay attention to the images, the messages and the feelings you get when you look at the cards. Trust that you will be drawn to the ideal cards for you.
- Finding the perfect deck can be an adventure, be curious and explore the possibilities. Once you have found your perfect deck you will be pleasantly surprised. You will have a valuable tool to use that enhances your ability to connect with the angelic realm enabling you to receive loving messages from the angels.
- Once you have your perfect deck, take the time to get to know the cards. They each have their own significance and meaning





- The more you know and understand about their meaning, the easier they are to work with. There are several ways that you can familiarise yourself with your deck. Here are some suggestions for you to try:
- Read the booklet that came with the deck describing each card and its significance.
- Choose one card at a time and learn its meaning.
- Choose a card and before you read the booklet, write to the angels and ask them the message and meaning of each card. (After you have finished writing you can always go back and read the booklet.)
- Choose a card and place it by your bedside or under your pillow. Ask the angels to teach you the meaning of the card during your dream state.
- The more you play with your cards and discover the meaning of their messages, the clearer the lines of communication will become. The angels can use the cards to gain your attention and to provide you with the answers to your requests. The results will be well worth the time you spent getting to know your deck.



You can use the cards to gain insight and ask questions about all aspects of your life. When you choose your cards you may realise immediately what the cards are trying to tell you.

At other times you might need to pause for reflection to gain a full perspective on the messages. The following are some of the possible insights you may receive from the card reading:

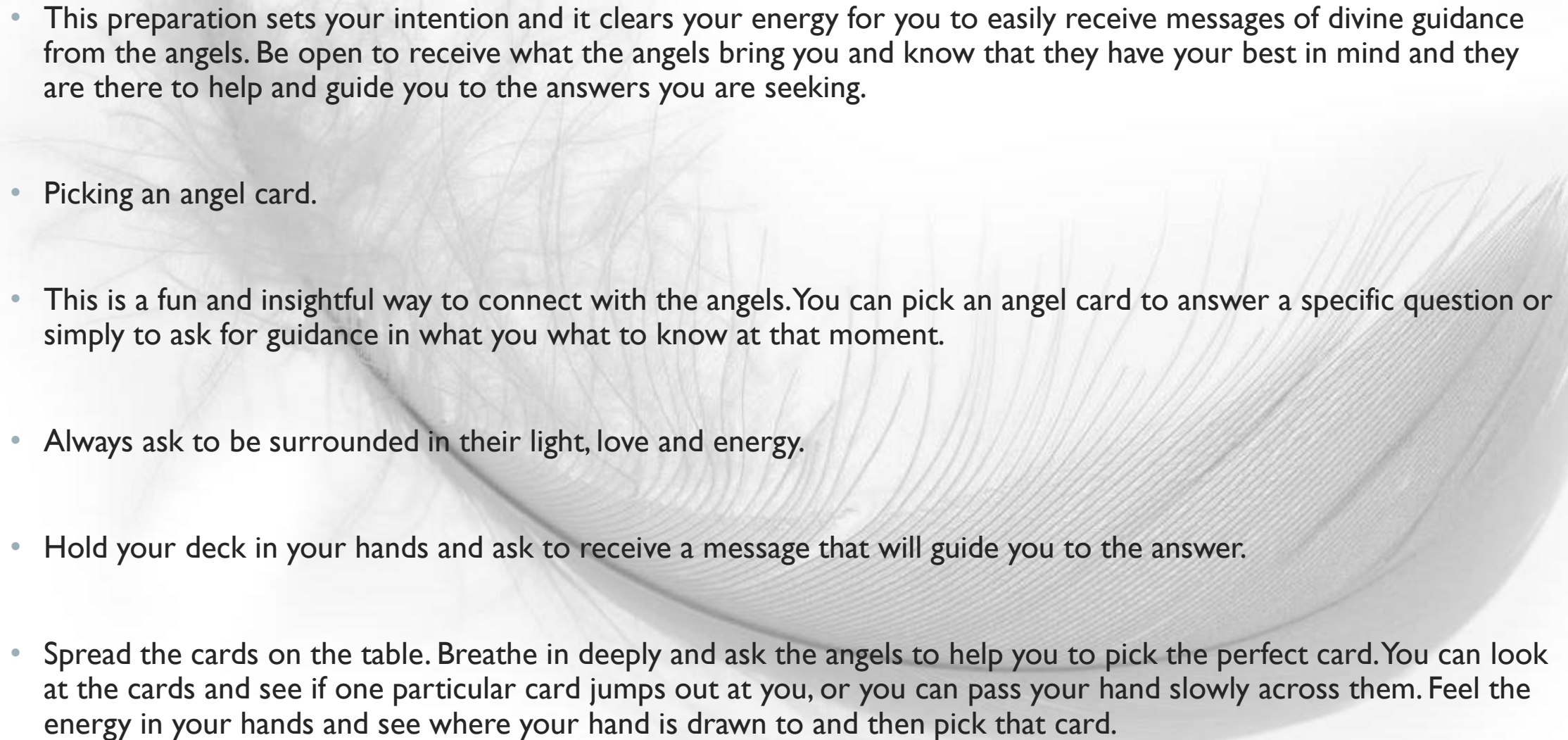
- It might reveal an immediate answer to a request.
- It might suggest that you need to make some changes in your life.
- It might initiate healing: physical, emotional, mental or spiritual.
- It might open your awareness so you can pay attention to the angels.
- It might provide you with the help and guidance you are seeking.
- It might give you direction or reveal steps to take that will lead to the answer to your request.
- It might provide you with a feeling of peace, that you are right where you are meant to be and all is well.


Everyone has a question they would like answered, that's why psychics are so popular and so many people go to see them. Imagine that you could go to the angels and ask for their guidance through the cards.

You could ask questions and you might feel a sense of peace that the cards are guiding you with supportive insight. Experiment with them and see for yourself how it feels. Discover if this is a good tool for you to use.

# PREPARING FOR AN ANGEL CARD READING.

- Anytime you pick cards or do an angel reading you need to prepare your sacred space and set your intention. Then, invite the angels in and ask them to help you through using the cards. You can prepare yourself for a reading in the following manner:
- Bring your journal or some paper to your sacred space.
- Play some appropriate background music.
- Close your eyes and surround yourself with divine white light and protection.
- Invoke the angels and ask them to surround you in their light, love and healing.
- Take a few moments and breathe with them and their loving presence.
- Do a meditation to raise your vibration to allow you to attune to their energy. (It is all about intention so it need not be long.
- When you are ready ask the angels to help you and guide you to the answers that you are looking for.

- 
- This preparation sets your intention and it clears your energy for you to easily receive messages of divine guidance from the angels. Be open to receive what the angels bring you and know that they have your best in mind and they are there to help and guide you to the answers you are seeking.
  - Picking an angel card.
  - This is a fun and insightful way to connect with the angels. You can pick an angel card to answer a specific question or simply to ask for guidance in what you want to know at that moment.
  - Always ask to be surrounded in their light, love and energy.
  - Hold your deck in your hands and ask to receive a message that will guide you to the answer.
  - Spread the cards on the table. Breathe in deeply and ask the angels to help you to pick the perfect card. You can look at the cards and see if one particular card jumps out at you, or you can pass your hand slowly across them. Feel the energy in your hands and see where your hand is drawn to and then pick that card.



After selecting your card, you might have a clear meaning of what the card is telling you. If not, read the book that comes with the deck until you become familiar with them, or ask the angels to help you understand what it means.

Thank the angels and ask them to continue guiding you.

Enjoy working with your angel deck. If the card you have chosen has no meaning for you, write the card in your journal and stay in tune with the angels and pay attention in the days to come. Most likely the card's meaning will become apparent in these days.

### **A three card reading**

Now that you know how to pick an angel card lets move on to a three card reading. The intention of this is to be able to receive insight and guidance about the past, present and future.

Most people want to know about their future, but it is also important to realise how your past can still have an affect on the present and the future.

The best thing that could happen from this reading is that you learn from the cards and allow them to give you the direction you need to live your best life in the present moment.

The following steps will help to do this:





## STEPS: 1-7

- Ask the angels to surround you in their light, love and energy.
- Hold the deck and ask for the angels' help and guidance about your past, present and future.
- Spread the cards on the table. Then breathe deeply and ask the angels for their help to pick the cards.
- The first card is about the past. Pick your card and lay it face-up on the table.
- The second card is about the present. Pick your card and place it to the right of the previous card.
- The third card is about the future. Pick your card and place it to the right of the previous card.
- All cards should be face-up.

## STEPS: 8-14

- Take a moment to look at the cards and ask the angels to guide you to the answers you are looking for. Listen, feel and ask for the clarity you need. If it is helpful, use the book that came with your cards for further insight until you are more familiar with them.
- End the reading by thanking the angels for their assistance and request that they continue to guide you so that you can completely understand the significance of the reading.
- Again, if some of the cards make no sense at that moment, make a note of them in your journal and review them later, and pay attention to the signs, coincidences and synchronicities that come along in the following days.
- Each card shares a message about what you need to know.
- Pay attention to the past card. This card shares information from your past that could help you heal or better your life in the here and now and the future.
- Pay attention to the present card as it reveals what is happening to you now.
- Pay attention to the future card as it is having a message about an opportunity or a healing that may happen in the near future.

# ANGEL READING

Use this reading when you want to receive clarity or you need help understanding a current life situation.

It will provide you with the insight you need to make better decisions, to take appropriate action or just to pay attention. Almost always you will finish your reading with a sense of peace and understanding.

It is really important to use discernment when you perform a card reading. If the cards don't feel right, or you really don't understand their significance or meaning, then reshuffle and ask the angels for help in picking new cards.

Reading for different areas of your life. A lot of people who want an angel card reading are looking for answers about certain areas of their lives. The most common questions asked are about relationships, careers or life purpose, health and well being, and finances.

The angel card reading procedure that follows will help you to answer these questions, and it will also give you the opportunity to ask a specific question to be answered. Follow these steps to gain insight on these different areas of life.

# TAKE THE STEPS YOU HAVE LEARNED TO PREPARE FOR AN ANGEL CARD READING

Ask the angels to surround you in their light, love and energy.

- Hold the deck and ask the angels to help you to receive insight and guidance.
- Spread the cards out on the table. Breathe in deeply and ask the angels for help in choosing the perfect cards as you pick with the following intentions.
- The first card you choose is about relationships. You can ask about a specific relationship or you can ask for guidance about your relationships in general. Choose the card and place it face-up on the table.
- The second card you choose is about career or life purpose. Choose your card and place it to the right of the previous card.
- The third card is about health or emotional well being. Choose your card and place it to the right of the previous card.
- The fourth card you choose is about a question of your choice. Choose your card and place it to the right of the previous card.
- All cards are placed face-up.
- Take a few moments to look at the spread of cards and ask the angels for guidance. Listen, feel and ask for clarity from the angels. It is helpful, read the book that came with the cards until you are familiar with them.
- Close the reading by thanking the angels and ask them to continue to guide you to fully understand the meaning and significance of the card reading.

# REFLECTION

After you finish the reading take some time to reflect and see if the guidance you received will help you to make the right decisions or choices.


See if they will help you to achieve the life you desire. The angels want you to be happy so let this reading be your compass guiding you to your ideal life.



# READING FOR OTHERS/CLIENTS

You can do readings for other people, but it is advisable that you become comfortable and adept at doing a reading for yourself first. Really become familiar with your cards, practice is the key. Every time you do a reading for your self you increase your knowledge about the angels and their messages.

With this experience will come confidence and that is precisely what you to be able to facilitate an angel reading for someone else.



## STEPS: 1-5

- Explain what an angel reading is and how it can help them. Tell them that the angels' messages and guidance are always filled with positive thoughts, unconditional love and encouragement.
- Ask permission to hold the person's hands. Place your hands face up because you are performing the reading. Ask the angels to surround you both in their light, love, protection and energy. Then breathe deeply and relax trusting that they will guide you.
- Ask the person you are reading for to take a deep breath and as they exhale to let go of everything that has happened prior to the reading (do the same yourself).
- Then ask them to take another breath and as they exhale to let go of everything that will happen after the reading. Then, together breathe in the present moment.
- Then, either silently or aloud ask the angels to guide you to give the reading for the best benefit for them.

## STEPS: 6-11

- Release your hands. Then ask what kind of reading they want, giving them the options: one card, past, present, future or other different spreads.
- Have the individual shuffle the cards (or you can if you prefer) and spread the cards on the table. Guide them to choose the number of cards needed for the reading.
- Take a few moments to look at the cards. Ask the angels for help so that you can share in their wisdom and guidance for the individual you are doing the reading for. Listen, feel and ask for the clarity you need. If it is helpful, consult the book that came with the cards **until** you are totally familiar with them.
- After you complete the reading ask the individual if they understand the message shared. If they appear confused about certain cards or messages, ask them to be open to the angels' guidance. Explain that they may not currently understand the message, but there is possibility that clarity will come in the following few days or near future.
- Close the reading by giving thanks to the angels and ask them to continue to guide you and the other person.
- Encourage the other person to be open to the miracles ahead for them and to pay attention to how the angels may try to get their attention.



# REMEMBER

It is important to remember that after you have done the reading, you need to disconnect from the energy of the other person. It was your intention to help them during the reading and now you need to release them to the angels. Imagine yourself removing a plug from its power point, just like unplugging a radio from electricity so no signal comes through. Trust that it is the best for both of you to release and let go.

It can be very rewarding to give a reading for another person, and share the messages from the angels. Many individuals have a wonderful sense of peace after a reading.

# CONCLUSION

A reading often reassures people that they are not alone and that the angels are watching over them, ready to help in any way possible. Angel card readings can be used to gain insight into all areas of your life.

They can be a fun and empowering tool to help you receive messages of guidance. Another way to receive this guidance with the cards is to look at the images expressed on the cards. They can provide some valuable insight that you may not find in the words printed on them or in the book enclosed with the cards.

Angel card readings allow you to receive messages that may enlighten your life with more healing, joy, peace and protection. Be open and practice using the angel cards so that you can receive your messages of divine guidance and personal miracle.